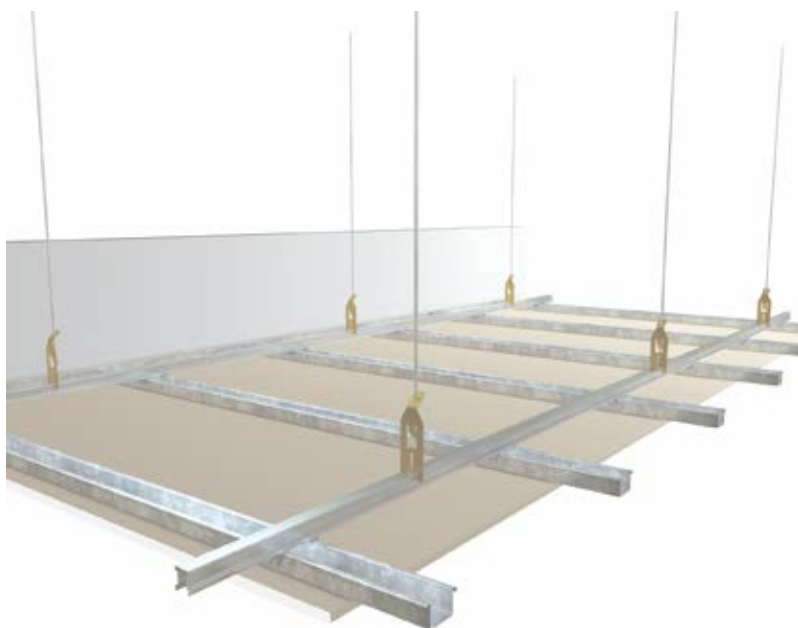


Rondo KEY-LOCK® Concealed Suspended Ceiling Systems

plasterboard/fibre cement
flush ceiling systems

residential ceiling batten
systems

masonry
wall batten systems



KEY-LOCK® PRIMARY SECTIONS



125/127




128

PART NO.	LENGTH (mm)	DESCRIPTION	APPROX WEIGHT PER PIECE (kg)	STOCK PACK	SUB PACK	INVOICE PRICE PER PIECE	APPROX LINEAL METRE PRICE
125	3600	25mm Top Cross Rail 0.55bmt	1.415	100	10	10.92	3.03
127	3600	25mm Top Cross Rail 0.75bmt	1.904	100	10	14.33	3.98
127	4800	25mm Top Cross Rail 0.75bmt	2.538	100	10	19.11	3.98
127R	3600	25mm Top Cross Rail-Radiused	1.904	1	1	39.22	10.89
127R	4800	25mm Top Cross Rail-Radiused	2.538	1	1	52.27	10.89
128	4800	38mm Top Cross Rail	3.298	100	5	30.21	6.29
128R	4800	38mm Top Cross Rail-Radiused	3.298	1	1	59.18	12.33

FURRING-BATTEN SECTIONS



129



155



301



303



308




310



333



581



B005

129	2700	28mm Furring Channel	1.357	120	4	9.64	3.57
129	3000	28mm Furring Channel	1.508	120	4	10.70	3.57
129	3600	28mm Furring Channel	1.810	120	4	12.89	3.58
129	4800	28mm Furring Channel	2.410	120	4	17.14	3.57
129	6000	28mm Furring Channel	3.017	120	4	21.42	3.57
155	4800	Wide Furring Channel with 10mm Express Joint	2.620	100	4	18.19	3.79
155	6000	Wide Furring Channel with 10mm Express Joint	3.270	100	4	22.35	3.73
308	3000	16mm Furring Channel	1.190	100	4	8.82	2.94
308	3600	16mm Furring Channel	1.430	100	4	10.55	2.93
308	4800	16mm Furring Channel	1.906	100	4	14.08	2.93
308	6000	16mm Furring Channel	2.380	100	4	17.95	2.99
308R	4800	16mm Furring Channel - Radiused	1.906	1	1	31.18	6.50
301	4800	16mm Ceiling Batten	1.225	200	10	11.20	2.33
301	6000	16mm Ceiling Batten	1.540	200	10	13.98	2.33
303	4800	24mm Cyclonic Ceiling Batten	1.802	100	10	13.63	2.84
303	6100	24mm Cyclonic Ceiling Batten	2.290	100	10	17.26	2.83
310	3600	35mm Ceiling Batten	2.169	100	5	12.89	3.58
310	4800	35mm Ceiling Batten	2.892	100	5	17.14	3.57
310	6000	35mm Ceiling Batten	3.616	100	5	21.42	3.57
333	6000	13mm Recessed Furring Channel	3.111	100	4	30.21	5.04
581	3658	Resilient Channel	1.164	200	10	20.26	5.54
B005	300	Back Blocking Batten	0.086	50	50	2.28	

SECTION JOINERS



138 272 312 315

PART NO.	LENGTH (mm)	DESCRIPTION	APPROX WEIGHT PER PIECE (kg)	STOCK PACK	SUB PACK	INVOICE PRICE PER PIECE	APPROX LINEAL METRE PRICE
138		Furring Channel 129-308	0.047	200	200	0.77	
272		Top Cross Rail 125-127-128	0.104	100	100	1.53	
312		Joiner 310	0.041	100	100	0.93	
315		Nail-up Batten 301	0.031	200	200	0.83	

PRIMARY TO SECONDARY JOINER



119 139 159 238

119		Rondo U Clip	0.020	500	100	1.33	
139		129-308 to 127-128	0.018	500	100	0.59	
159		155 to 127-128	0.020	500	500	0.62	
238		Swivel TCR/FC Joiner	0.043	50	200	2.15	

BULKHEAD TRIM



321

321	3600	Aluminium Direct Fix-TW – 13mm PB	1.148	12	12	32.09	
-----	------	-----------------------------------	-------	----	----	-------	--

WALL TRIMS



140/141/340 142 DUO 5 DUO 7 P51/P52/P53

140	3000	Furring Channel Wall Track to suit 129	0.976	100	10	10.23	3.41
141	3000	1.15bmt Wall Track to suit 129 Furring Channel	2.155	100	10	25.37	8.46
142	3000	Wall Track to suit 308	0.697	400	20	9.58	3.19
340	3000	Wall Track to suit 310	1.192	100	10	12.87	4.29
DUO5	3600	Wall Angle 25 x 19mm Steel	0.727	24	24	12.13	3.37
DUO7	3600	Wall Angle 19 x 9 x 9 x15mm Aluminium Shadowline	0.540	30	10	24.08	6.69
P51	3000	Shadowline Combination Set Bead for 10mm Board	0.830	200	10	10.87	3.62
P52	3000	Shadowline Combination Set Bead for 13mm Board	0.850	200	10	11.01	3.67
P53	3000	Shadowline Combination Set Bead for 16mm Board	0.870	200	10	13.44	4.48


● Denotes products that can be made to order and may not be carried in stock. Please contact your Rondo State Customer Service Office as minimum quantities and lead times may apply. NOTE: ALL PRICES EXCLUDE GST

DIRECT FIXING CLIPS



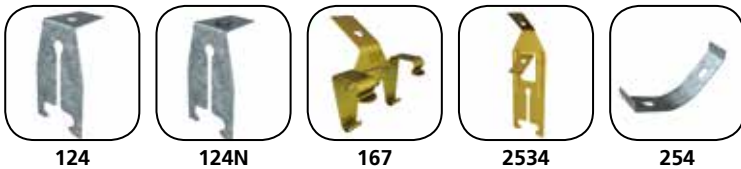
PART NO.	LENGTH (mm)	DESCRIPTION	APPROX WEIGHT PER PIECE (kg)	STOCK PACK	SUB PACK	INVOICE PRICE PER PIECE	APPROX LINEAL METRE PRICE
156		Direct Fix Clip Timber/Steel	0.030	300	300	0.72	
157		Direct Fix Clip Masonry	0.030	400	400	0.99	
166	93	125-127-128 to Timber/Steel	0.021	250	250	1.29	
226	75	129-308 to Timber/Steel	0.027	300	100	0.68	
237		129-308 to Concrete	0.028	400	50	0.97	
239		129-308 to Concrete-Screw Fix	0.030	400	50	1.44	
282	40	Direct Fix FC Clip for Membrane Insulation	0.030	250	250	0.87	
305	150	301 to Timber/Steel 150mm long	0.040	200	200	0.76	
307	92	301 to Timber 90° DFC	0.033	200	200	0.76	
311D		Dual Purpose Batten Clip (310-303)	0.043	300	100	0.68	
313	190	Extended direct fixing clip for 310	0.136	100	100	1.53	
314	92	DFC with positioning tab for 301 Batten to Timber/Steel 92mm	0.024	500	100	0.63	
390	113	301 Batten Swivel Clip	0.030	200	200	1.57	
394	175	129-308 to Timber/Steel	0.070	100	100	1.61	
A124	65	TCR Assembly Clip with adj. through bolt	0.035	200	200	3.45	
A124	85	TCR Assembly Clip with adj. through bolt	0.045	200	200	3.45	
A124	100	TCR Assembly Clip with adj. through bolt	0.045	200	200	3.65	
A124	120	TCR Assembly Clip with adj. through bolt	0.045	200	200	3.78	
A124	150	TCR Assembly Clip with adj. through bolt	0.055	200	200	4.13	
A124	180	TCR Assembly Clip with adj. through bolt	0.055	200	200	4.33	
A239	65	FC Assembly Clip with adj. through bolt	0.046	200	200	3.41	
A239	85	FC Assembly Clip with adj. through bolt	0.050	200	200	3.41	
A239	100	FC Assembly Clip with adj. through bolt	0.050	200	200	3.48	
A239	120	FC Assembly Clip with adj. through bolt	0.050	100	100	3.64	
A239	150	FC Assembly Clip with adj. through bolt	0.050	100	100	3.77	
A239	180	FC Assembly Clip with adj. through bolt	0.050	100	100	3.80	
BG01		BETAGRIP1 Standard Clip	0.043	200	200	2.19	
BG02		BETAGRIP2 Long Clip	0.064	200	200	2.84	
BG05		BETAFIL Double Membrane Insulation Clip	0.076	200	200	3.09	
FC-INFIN0030		Sliding Adjustable Furring Channel Clip	0.056	400	50	2.41	
FC-INFIN0080		Long Sliding Adjustable Furring Channel Clip	0.065	200	200	3.28	
TCR-INFIN090		Sliding Adjustable Top Cross Rail Clip	0.060	300	50	3.01	

SUSPENSION ROD BRACKETS



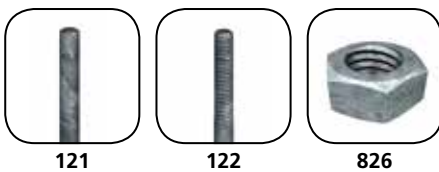
PART NO.	LENGTH (mm)	DESCRIPTION	APPROX WEIGHT PER PIECE (kg)	STOCK PACK	SUB PACK	INVOICE PRICE PER PIECE	APPROX LINEAL METRE PRICE
247	60	121 to Concrete	0.018	400	100	0.54	
274	79	121 to Timber/Steel Joist	0.018	500	100	0.54	
534	110	Adjustable Suspension Hanger (Purlins)	0.029	250	250	1.11	
547	78	Adjustable Suspension Hanger (Concrete)	0.021	250	250	1.20	

SUSPENSION CLIPS



124	60	125-127-128 Thread Adj.	0.021	250	250	1.51	
124N	60	124 with threaded nut 127-128	0.400	250	250	1.91	
167	55	Side mounted TCR Suspension Clip	0.020	200	200	1.79	
2534	110	TCR Suspension Clip	0.029	250	250	1.79	
254	83	121/121 or 121/122 Joiner Spring Adj.	0.009	1000	100	0.77	


SUSPENSION RODS & NUTS



● 120	3000	2.5mm Soft Gal Wire – per bundle of 50pcs	0.114	1000	50	100.60	
121	3600	5mm Soft Gal. Susp. Rod	0.544	1000	50	3.88	1.08
122	300	M6 6mm thread One End	0.053	50	50	1.08	
122	450	M6 6mm thread One End	0.080	50	50	1.31	
122	600	M6 6mm thread One End	0.107	50	50	1.55	
122	900	M6 6mm thread One End	0.161	50	50	1.96	
122	1200	M6 6mm thread One End	0.214	50	50	2.34	
122	1800	M6 6mm thread One End	0.321	50	50	3.25	
122	2400	M6 6mm thread One End	0.428	50	50	4.16	
122	3600	M6 6mm thread One End	0.641	50	50	5.89	
826		M6 Nuts to suit 122-123	0.002	1000	200	0.13	

● Denotes products that can be made to order and may not be carried in stock. Please contact your Rondo State Customer Service Office as minimum quantities and lead times may apply. NOTE: ALL PRICES EXCLUDE GST

SUSPENSION ANCHORS



MACS6

PART NO.	LENGTH (mm)	DESCRIPTION	APPROX WEIGHT PER PIECE (kg)	STOCK PACK	SUB PACK	INVOICE PRICE PER PIECE	APPROX LINEAL METRE PRICE
● MACS6	65	Anchor Bolt 6mm x 65mm	0.010	100	100	0.65	
● MACS6	85	Anchor Bolt 6mm x 85mm	0.015	100	100	0.65	
● MACS6	100	Anchor Bolt 6mm x 100mm	0.020	100	100	0.77	
● MACS6	120	Anchor Bolt 6mm x 120mm	0.023	100	100	0.86	
● MACS6	150	Anchor Bolt 6mm x 150mm	0.027	100	100	1.05	
● MACS6	180	Anchor Bolt 6mm x 180mm	0.030	100	100	1.21	

ACCESSORIES



130



545



709



717

130		Rod Bender	4.750	1	1	199.00	
545		L Bracket 75 x 75 x 1.50bmt	0.087	200	200	2.69	
709		Joiner – DUO5	0.007	250	250	0.45	
● 717		Bulkhead clip – screw fix	0.049	250	250	0.70	

RADIUSSED WALL TRIMS

● 242D		Shadowline Aluminium Column Trim 450 dia	0.505	1	1	POA	
● 242D		Shadowline Aluminium Column Trim 600 dia	0.505	1	1	POA	
● 242R	3600	Shadowline Aluminium Wall Angle	1.010	1	1	POA	
● 243D		'L' Column Trim 450 dia	0.510	1	1	POA	
● 243D		'L' Column Trim 600 dia	0.330	1	1	POA	
● 243R	3600	'L' Wall Angle	0.751	1	1	POA	